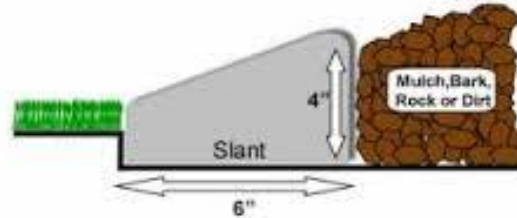
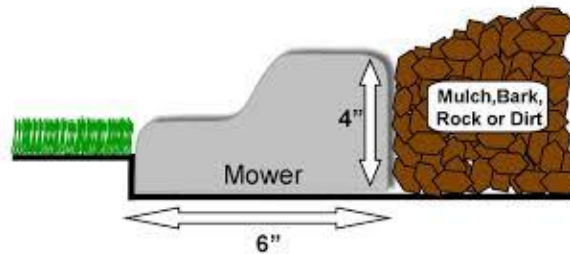


## WHAT'S YOUR STYLE?



### **SLANT STYLE (BEST SELLER!)**

SLANT IS THE NEWEST AND MOST POPULAR STYLE. ITS 4" BACK EDGE OFFERS EXCELLENT RETENTION OF ELEVATED OR MOUNDED FLOWER BEDS. THE FRONT EDGE IS PLACED EVEN WITH THE TURF ALLOWING FOR EASY MOWING. DON'T EVER EDGE YOUR LAWN AGAIN! BECAUSE OF ITS SLANTED PROFILE AND UPDATED LOOK IT IS THE PERFECT STYLE FOR A DECORATIVE COLORED AND STAMPED PATTERN.




### **MOWER STYLE**

MOWER IS THE ORIGINAL OLD SCHOOL LANDSCAPE CURBING STYLE. IT IS OVER 20 YEARS OLD AND STILL GOING STRONG. IT WILL OFFER THE SAME FLOWERBED RETENTION OF SLANT. BECAUSE THE PROFILE IS NOT FLAT STAMPING OPTIONS ARE LIMITED WITH THIS STYLE.



### **CURB STYLE**

CURBSTYLE IS A POPULAR CHOICE ON COMMERCIAL PROJECTS, BUT CAN ALSO BE USED IN RESIDENTIAL APPLICATIONS. IT IS NORMALLY INSTALLED TO BE EVEN WITH THE LAWN FOR EASE OF MOWING AND CAN BE EASILY STAMPED WITH THE PATTERN OF YOUR CHOICE. DUE TO ITS GROUND LEVEL PLACEMENT IT IS NOT AS VISIBLE FROM THE STREET AND DOES NOT RETAIN MOUNDED FLOWERBEDS AS WELL AS THE MOWER AND SLANT STYLES.



### ***24" WIDE PATHWAY SIDEWALKS***

OUR 24" WIDE SIDEWALK EXTRUSION MACHINE ALLOWS US TO EASILY INSTALL BEAUTIFULLY STAMPED OR PLAIN CONCRETE PATHWAYS IN YOUR YARD WITHOUT THE NEED FOR HUGE CONCRETE TRUCKS OR THE EXPENSE OF SETTING UP CONCRETE FORMS.



### ***RESIDENTIAL AND COMMERCIAL PROTECTIVE CURBING***

PROTECT AREAS WITH COMMERCIAL CURBING FROM ROCK SOLID CURBS. CURBING AROUND INDUSTRIAL TANKS REQUIRING SAFETY SPILL PROTECTION IS ALSO AVAILABLE.